



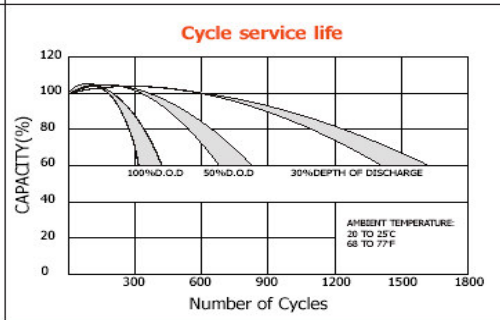
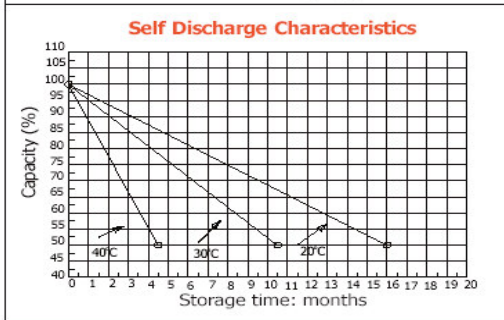
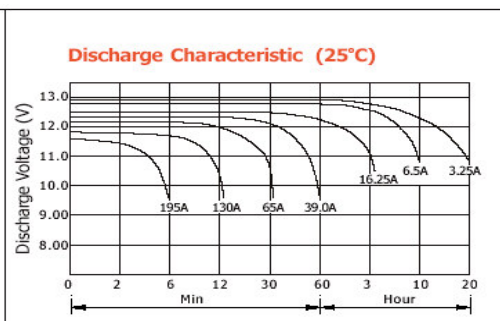
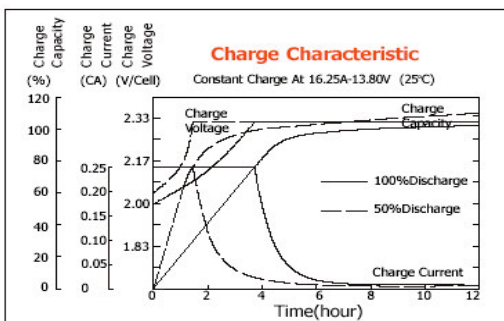
Tel: (07) 3268 5112 or 1300 303 498  
 Fax: (07) 3216 4062  
 128 Links Avenue South - Eagle Farm QLD 4006  
 PO Box 153 Hamilton QLD 4007  
 Email: [david@absorbedpower.com](mailto:david@absorbedpower.com)  
 Internet: [www.absorbedpower.com](http://www.absorbedpower.com)



## Absorbed Power AGM GT12-65C

The C series range of AGM Batteries are designed specifically to have a large amount of stored current discharge between charging sessions. With a heavy non-porous battery plate, a different active chemical paste material and a stronger electrolyte than normal batteries, the C range of batteries produce superior performance for high power output and excellent deep cycle applications.

| Battery Model                     | GT12-65C                                    |                    |                      |                  |
|-----------------------------------|---|--------------------|----------------------|------------------|
| Designed Cycle Life               | > 350 cycles @ -0.5CA to 9.6V               |                    |                      |                  |
| Capacity (25°C)                   | 20HR (3.3 A, 1.75V)                         | 10HR (6.5A, 1.75V) | 5HR (11A, 1.75V)     | 1HR (40A, 1.75V) |
|                                   | 66Ah  | 65Ah               | 55Ah                 | 40Ah             |
| Dimensions                        | Length                                      | Width              | Height               | Total Height     |
|                                   | 355mm (13.98inch)                           | 167mm (6.58inch)   | 179mm (7.05inch)     | 183mm(7.21inch)  |
| Approx. Weight                    | 22.7Kg (50.05 lbs)                          |                    |                      |                  |
| Internal Resistance               | Full charged at 25°C: 0.006 Ohm             |                    |                      |                  |
| Self Discharge                    | 3% of capacity declined per month at (25°C) |                    |                      |                  |
| Capacity Affected by Temp. (20HR) | 40°C  | 25°C               | 0°C                  | -15°C            |
|                                   | 102%  | 100%               | 85%                  | 65%              |
| Charge Voltage (25°C)             | Cycle Use                                   |                    | Float Use            |                  |
|                                   | 14.4-15V(-30mV/°C), max. Current: 16.3A     |                    | 13.6-13.8(-20mV/ °C) |                  |
| CCA                               | 550   |                    |                      |                  |
| Terminal Type                     | Standard Terminal                           |                    |                      |                  |



### Applications

- Car Audio
- Cruiser / Yacht
- House Boat
- Caravan
- Small Yacht
- Personal Mobility Scooter
- General Marine
- Small Car
- Truck
- Wheel Chair

**24 month warranty**  
**Refer to warranty**  
**policy for terms and**  
**conditions**